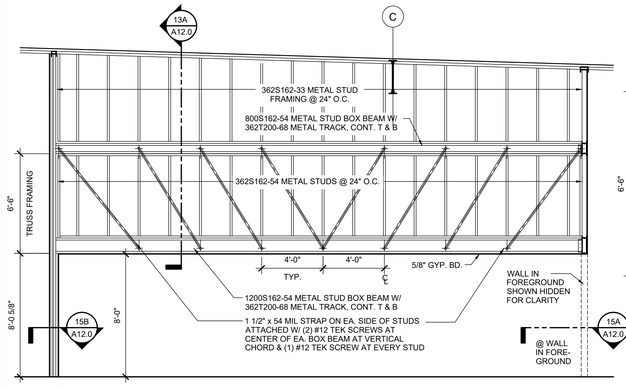

17 A12.0 FISH EQUIPMENT SOFFIT TRUSS
SCALE: 1/4" = 1'-0"

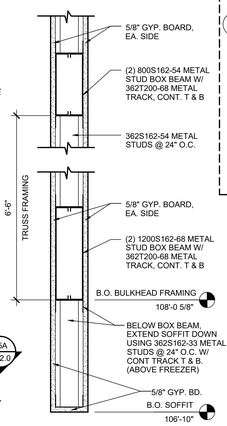

16 A12.0 FREEZER SOFFIT DETAIL
SCALE: 1 1/2" = 1'-0"

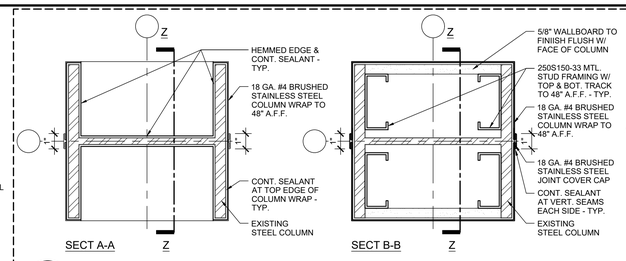

2 A12.0 COLUMN WRAP DETAIL
SCALE: N.T.S.

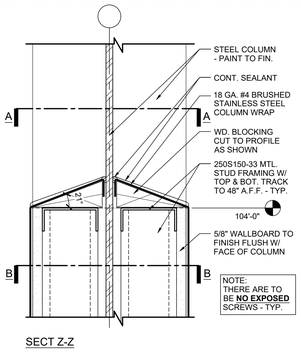

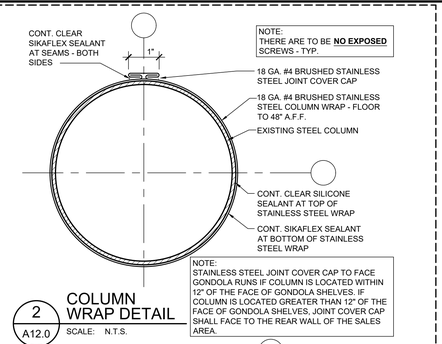

2 A12.0 COLUMN WRAP DETAIL
SCALE: N.T.S.

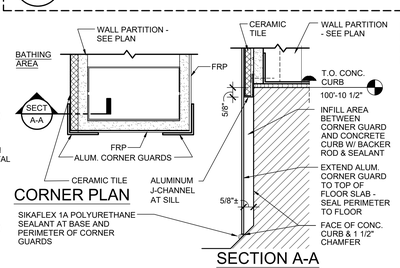

19 A12.0 CORNER DETAIL AT BATHING ENTRY
SCALE: N.T.S.

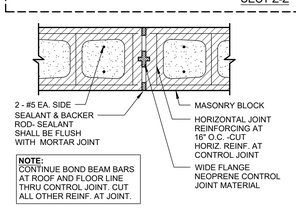

18 A12.0 TYP. MASONRY CONTROL/ EXPANSION JOINT
SCALE: N.T.S.

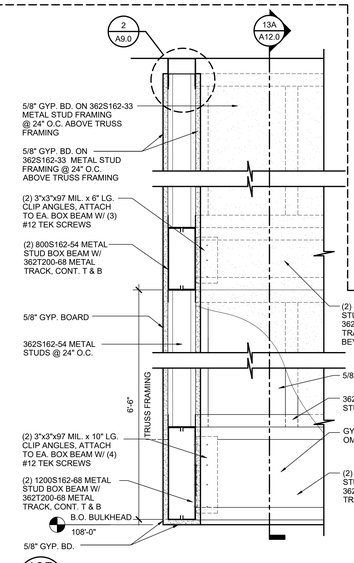

13B A12.0 FISH EQUIPMENT BULKHEAD - B
SCALE: 1 1/2" = 1'-0"

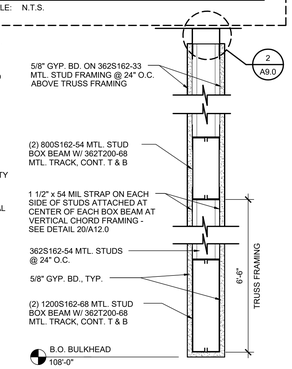

13A A12.0 FISH EQUIPMENT BULKHEAD - A
SCALE: 1 1/2" = 1'-0"

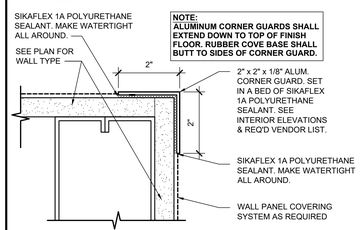

12 A12.0 ALUM. CORNER GUARD DETAIL
SCALE: 6" - 1'-0"

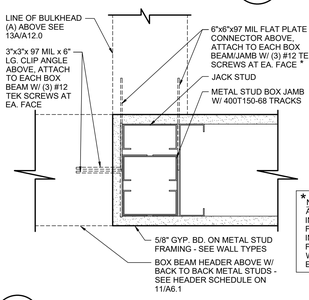

15B A12.0 JAMB DETAIL
SCALE: 3" = 1'-0" @ FISH EQUIPMENT

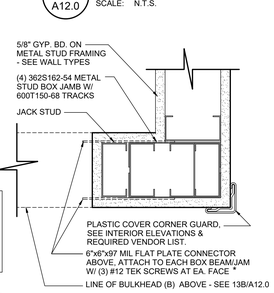

15A A12.0 JAMB DETAIL
SCALE: 3" = 1'-0" @ FISH EQUIPMENT

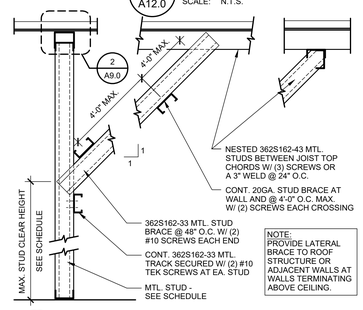

14 A12.0 STUD WALL BRACING
SCALE: 1" = 1'-0"

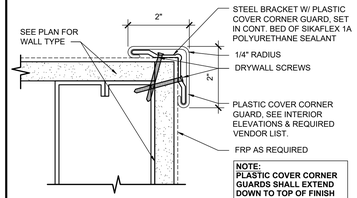

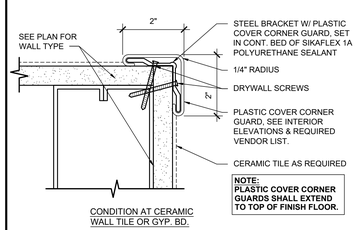

11 A12.0 PLASTIC CORNER GUARD DETAILS
SCALE: 6" - 1'-0"

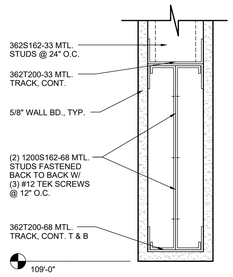

10 A12.0 HEADER DETAIL
SCALE: 3" = 1'-0"

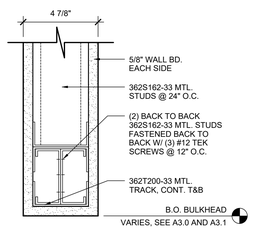

9 A12.0 BULKHEAD DETAIL
SCALE: 3" = 1'-0"

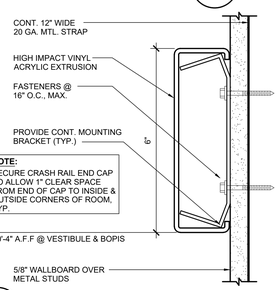

8 A12.0 CRASH RAIL DETAIL
SCALE: 6" - 1'-0"

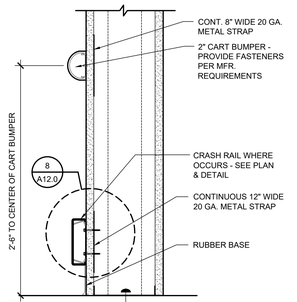

7 A12.0 WALL BUMPER GUARD
SCALE: 1 1/2" = 1'-0"

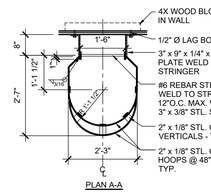

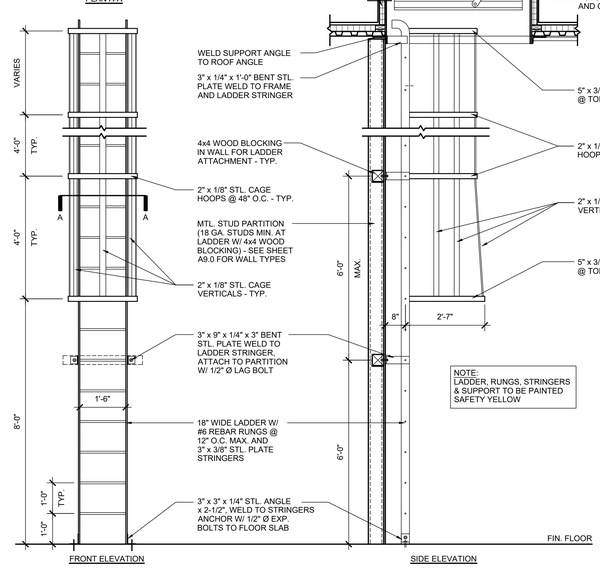

1 A12.0 ROOF LADDER SECTION / PLAN
SCALE: 1/2" = 1'-0"

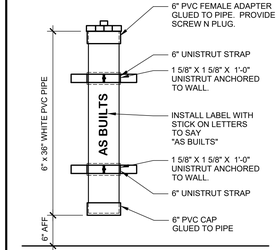

6 A12.0 AS-BUILT PLAN TUBE
SCALE: 1" = 1'-0"

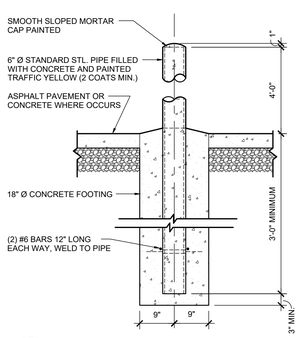

5 A12.0 EXTERIOR PIPE BOLLARD
SCALE: 3/4" = 1'-0"

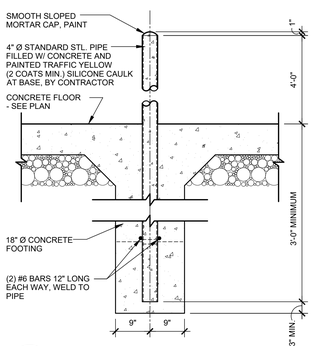

4 A12.0 INTERIOR PIPE BOLLARD
SCALE: 3/4" = 1'-0"

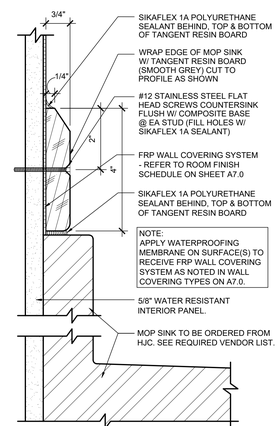

3 A12.0 WALL PANEL @ MOP SINK
SCALE: 6" = 1'-0"

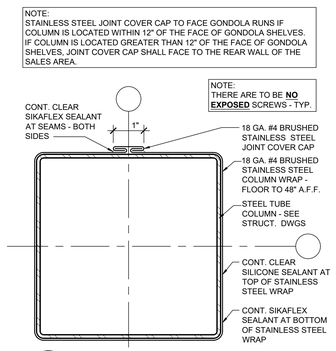

2 A12.0 COLUMN WRAP DETAILS
SCALE: 6" - 1'-0"

TENANT:

PETSMART

19601 North 27th Avenue
Phoenix, Arizona 85027 - (623) 580-6100

PROJECT:

16K 2025 US INSTRUCTION SET

FEBRUARY 12, 2025

ARCHITECT:

CONSULTANT:

DESIGNER NOTE: ON REMODEL JOBS INCORPORATE THE CORRESPONDING COLUMN WRAP DETAIL IF PRESENT. DELETE THESE OPTIONS WHEN NOT USED AND SHEET DUPLICATE REMAINING DETAILS ON THE SHEET TO ELIMINATE DROPPING.

SEAL:

CITY SEAL:

DISCLAIMER:

THIS DRAWING AND DESIGN IN COPYRIGHT PROTECTED WHICH SHALL NOT BE USED, REPRODUCED OR REVISED WITHOUT WRITTEN PERMISSION BY PETSMART. THE CONTRACTOR SHALL CHECK AND VERIFY ALL DIMENSIONS AND UTILITY LOCATIONS AND REPORT ALL ERRORS AND OMISSIONS PRIOR TO COMMENCING WORK.

THIS DRAWING IS NOT TO BE SCALED.

ISSUED FOR:

#	DESCRIPTION	DATE

PROJECT NO: 16K 2025 US INSTRUCTION SET

ORIGINAL SCALE: AS INDICATED

IF THIS BAR IS NOT 1" LONG, ADJUST YOUR PLOTTING SCALE

DRAWN BY: XXX

CHECKED BY: XXX

PAGE #: 24 OF: 47

DISCIPLINE: ARCHITECTURAL

TITLE: DETAILS

SHEET NUMBER: A12.0